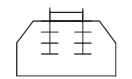
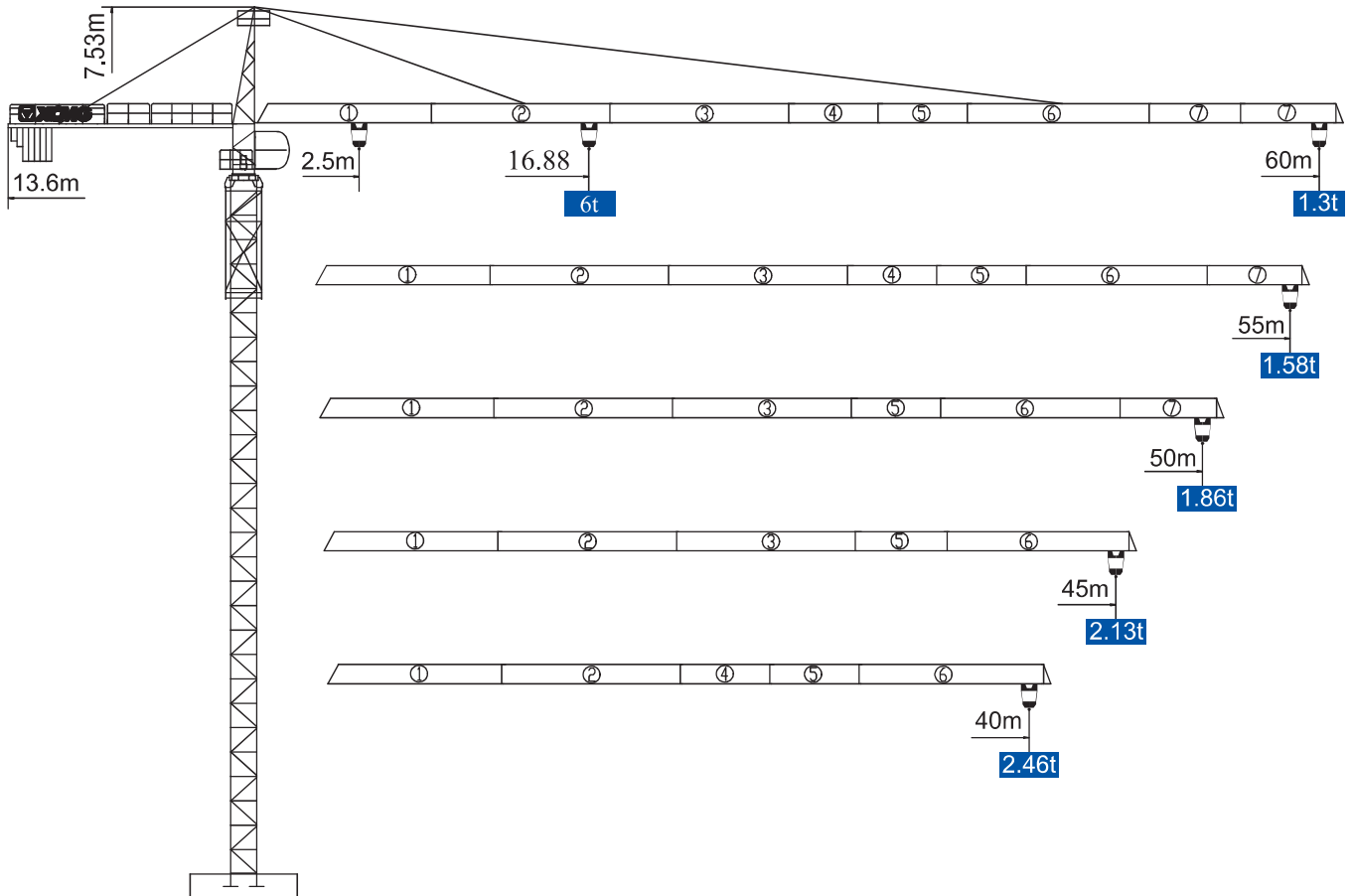
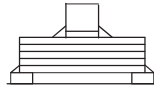


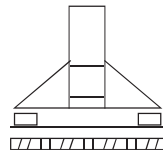
APC6013-6



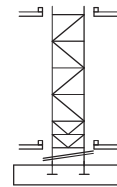
固定式
Stationary



底架压重式
Under frame loading



底架行走式
Travelling



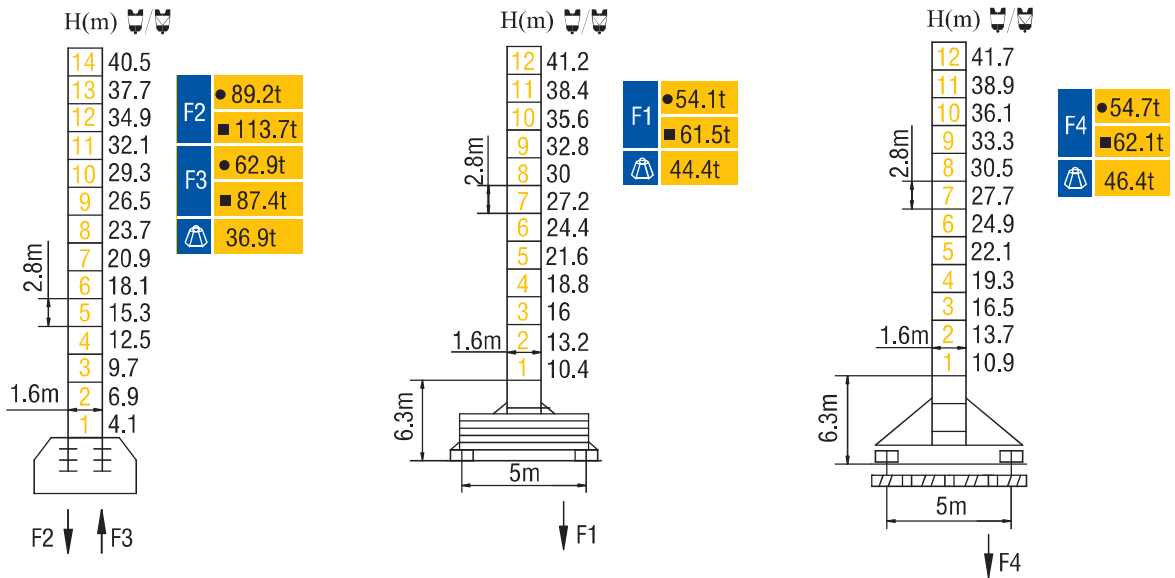
内爬式
Inner-climbing type

★ 可变换的其他安装方式同我们协商。 Mounting possibilities Consult us.

塔顶系列 Topkit

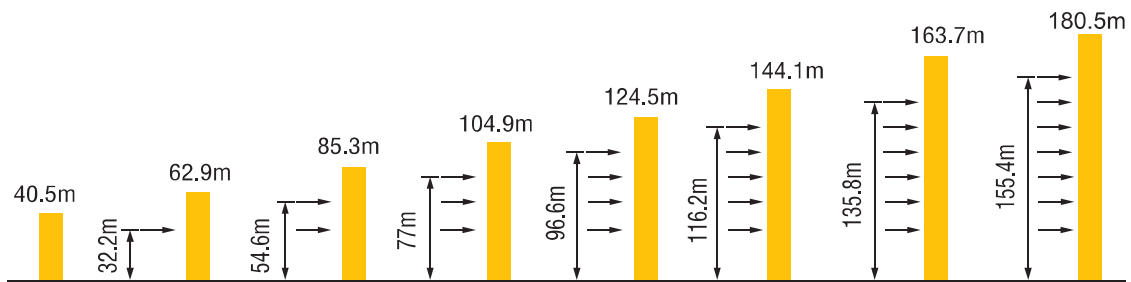
APC6013-6

塔身与反力 Masts and Reactions



H 吊钩高度 Height of the hook ● 工作状态 In service ■ 非工作状态 Out of service
 ⚠ 不含平衡重最大臂长最大工作高度时的自重 Without load and ballast with longest jib and maximum height












附着 Anchorages



如需达到更高的高度, 请与我们联系! For greater heights, consult us!




APC6013-6

起重特性 Load Diagrams

起重臂 jib		R _{min}	R(C _{max})	C _{max}	幅度 (m) Radius							
					20	25	35	40	45	50	55	60
60m		2.5	31.06	3t	3000		2599	2207	1903	1661	1464	1300
		2.5	16.88	6t	4939	3809	2539	2147	1843	1601	1404	1240
55m		2.5	32.86	3t	3000		2783	2367	2046	1789	1580	
		2.5	17.84	6t	5265	4068	2723	2307	1986	1729	1520	
50m		2.5	33.87	3t	3000		2885	2456	2124	1860		
		2.5	18.37	6t	5447	4212	2825	2396	2064	1800		
45m		2.5	33.94	3t	3000		2892	2462	2130			
		2.5	18.41	6t	5460	4223	2832	2402	2070			
40m		2.5	33.91	3t	3000		2889	2460				
		2.5	18.39	6t	5455	4219	2829	2400				

★ 其他起重性能需求，请与我们联系 Anyother lifting capacity, consult us.

配重配置 Counter Weights

Counter-jib ballast		2700 (kg) / 1600 (kg) / 1200 (kg)			
		 (kg)	PZ2700	PZ1600	PZ1200
60m	13.6m	16300	5	1	1
55m	13.6m	15100	5	1	0
50m	13.6m	13600	4	1	1
45m	13.6m	12400	4	1	0
40m	13.6m	10800	4	0	0

APC6013-6

传动机构 Mechanisms

机构 Mechanisms	图例 Example	机构代号 Model	速度 (m/min) Speed	起重量 (t) Hoist Weight	容绳量 Rope Capacity	功率 (kW) Power	
起升 Hoisting		24QT15T	↑	8.5	3	380m >380m*	24/24/5.4
				40	3		
				80	1.5		
			↓	4.2	6		
				20	6		
				40	3		
变幅 Trolleying		33BDZ60	50/25m/min			3.3/2.2	
回转 Slewing		37HR100	0~0.6r/min			2×3.7	
行走 Travelling		RT	0~24 m/min			2×5.2	
电源 Main Supply					~380V (±10%) 50Hz		
总功率 (不含顶升和行走) Gross Power (Excluding climbing and travelling)					34.7kW		

★ 请与我们联系 Consult us, Please!

此样本所列技术参数不受法律约束, 具体请详见相应产品说明书

These specifications and data are not legally binding. For any technical information, please refer to corresponding instructions.