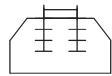
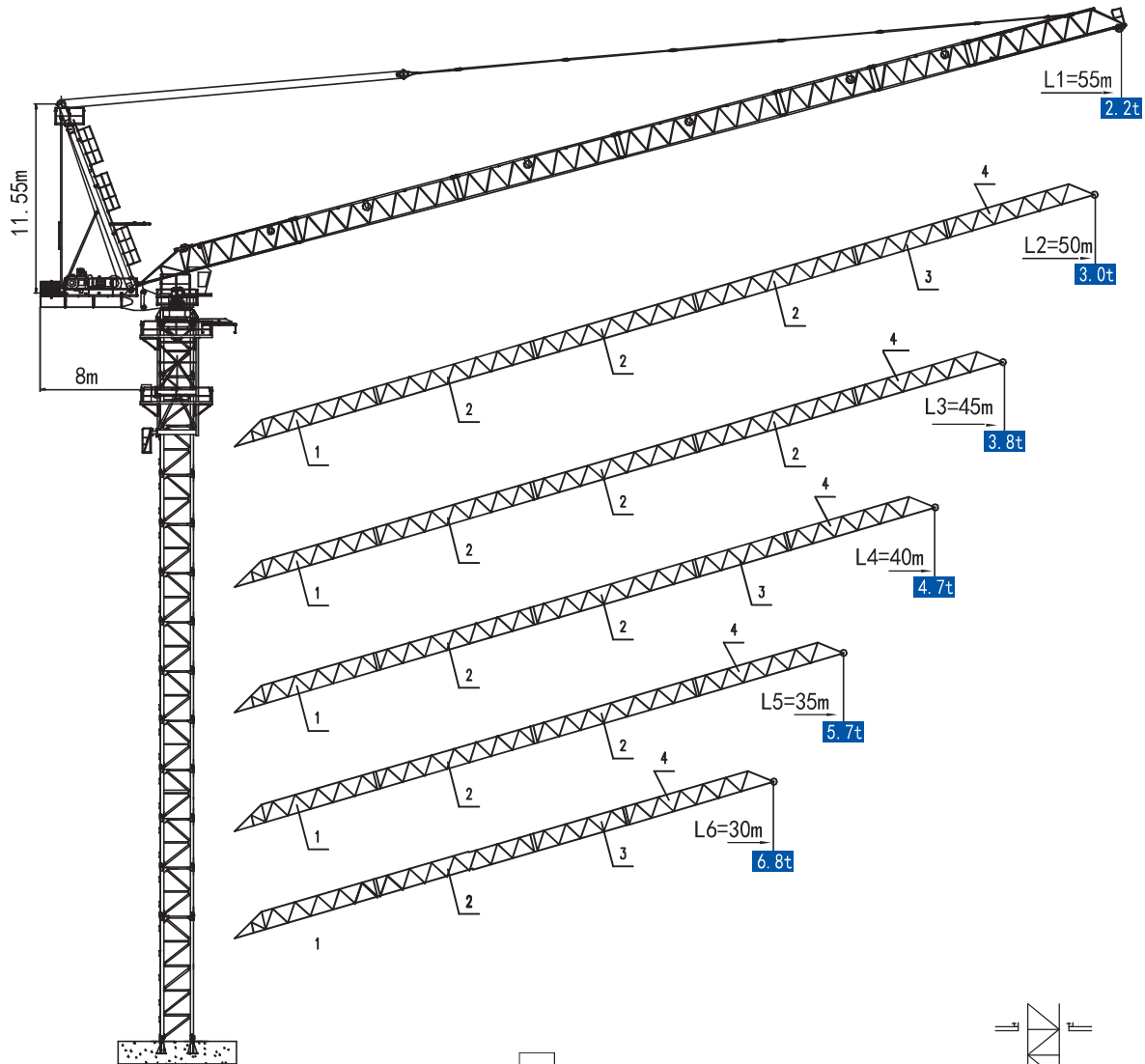
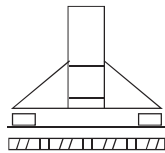


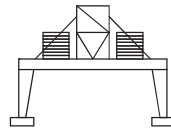
XGTL180(5522-12)



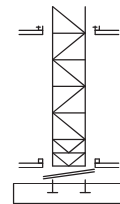
固定式
Stationary



行走式
Travelling



门座式
portal type



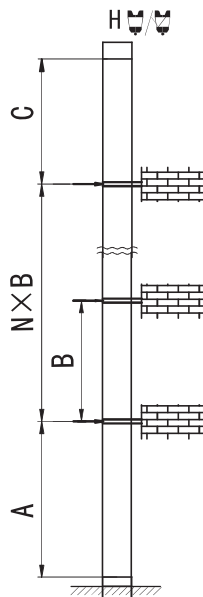
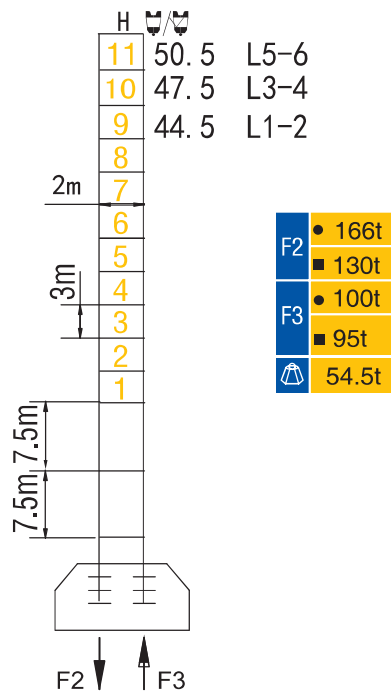
内爬式
Inner-climbing type

★ 可变换的其他安装方式同我们协商。 Mounting possibilities Consult us.

动臂系列 Luffing

XGTL180(5522-12)

塔身与反力 Masts and Reactions



起重臂长 Jib length	A (m)	B (m)	C (m)	H _{max} (m)
L5-6	40.6	21	28.5	134.5
L3-4	37.6	21	28.5	131.5
L1-2	34.6	21	28.5	128.5

N 附着道数 Number of tie collars

H = A+N×B+C

标准节数量 Number of masts = (H -17.5)/3

H 臂根铰点高度 Height of hinged point at jib root ● 工作状态 In service ■ 非工作状态 Out of service

⚠ 最大臂长最大独立高度时的整机自重 (不含配重、压重、吊重)

Weight with max free-standing height and max jib (without counter-weight and load)

XGTL180(5522-12)

起重特性 Load Diagrams

起重臂长 Jib length	幅度 (m) Radius	4.23	15	20	25	30	35	40	45	50	55
61.3m	起重量(Kg) Load	6000					5400	4300	3430	3000	2200
起重臂长 Jib length	幅度 (m) Radius	3.62	15	20	25	30	35	40	45	50	
55.4m	起重量(Kg) Load	6000					5400	4300	3430	3000	
		12000	10960	8190	6320	4960	3920	3150	2700		
起重臂长 Jib length	幅度 (m) Radius	3	15	20	25	30	35	40	45		
49.5m	起重量(Kg) Load	6000					5350	4300	3800		
		12000	11000	8280	6430	5090	4070	3500			
起重臂长 Jib length	幅度 (m) Radius	2.57	15	20	25	30	35	40			
45.4m	起重量(Kg) Load	6000					5400	4700			
		12000	11020	8310	6470	5130	4460				
起重臂长 Jib length	幅度 (m) Radius	1.96	15	20	25	30	35				
39.5m	起重量(Kg) Load	6000					5700				
		12000	11060	8410	6590	5650					
起重臂长 Jib length	幅度 (m) Radius	1.53	15	20	25	30					
35.4m	起重量(Kg) Load	6000									
		12000		8240	6800						

★ 其他起重性能需求，请与我们联系。 Anyother lifting capacity, consult us.

XGTL180(5522-12)

传动机构 Mechanisms

机构 Mechanisms	图例 Example	机构代号 Model	速度 (m/min) Speed	起重量 (t) Hoist Weight	容绳量 Rope Capacity	功率 (kW) Power	
起升 Hoisting		75JLF30A		0~45	6	880m >880m*	55
				0~60	3		
				0~85	1.5		
				0~22.5	12		
				0~30	6		
				0~42.5	3		
变幅 Luffing		37JDF40CX	≤3min			37	
回转 Slewing		145HL120	0~0.7r/min			2×7.5	
行走 Travelling		RT	0~25m/min			4x4	
电源 Main Supply					~380 (±10%) 50Hz		
总功率 (不含顶升和行走)			Gross Power (Excuding climbing and travelling)			107kw	

★ 请与我们联系。Consult us, Please.

本样册技术参数不受法律约束，具体以相应产品说明书为准。

These brochure of specifications and data are not legally binding, specific instructions please based on our product manuals.